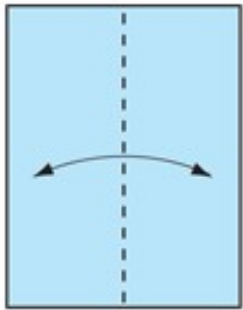


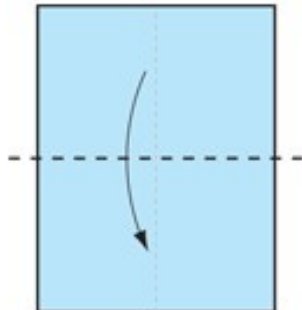
# Build a boat



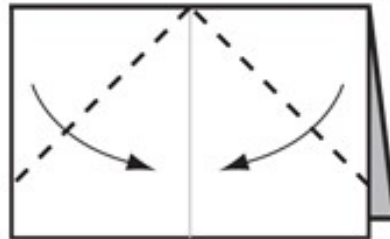
For this activity, all you need is one rectangular sheet of paper.



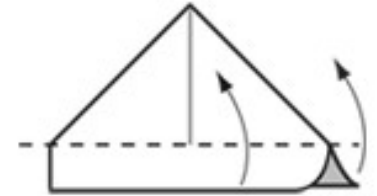
1. FOLD IN HALF



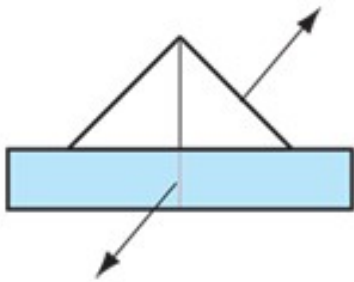
2. FOLD IN HALF AGAIN



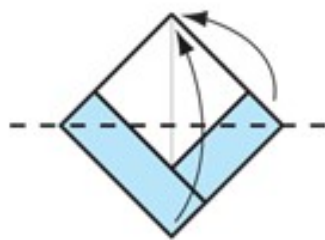
3. FOLD IN CORNERS



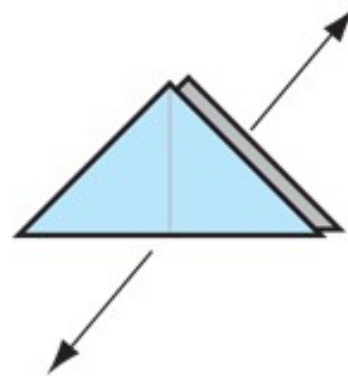
4. FOLD UP EDGES ON BOTH SIDES



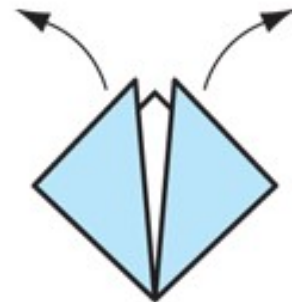
5. PULL THE SIDES OUT AND FLATTEN



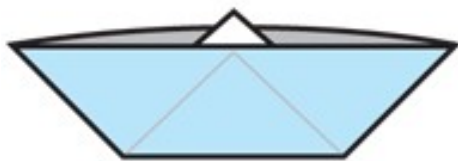
6. FOLD FRONT AND BACK LAYERS UP



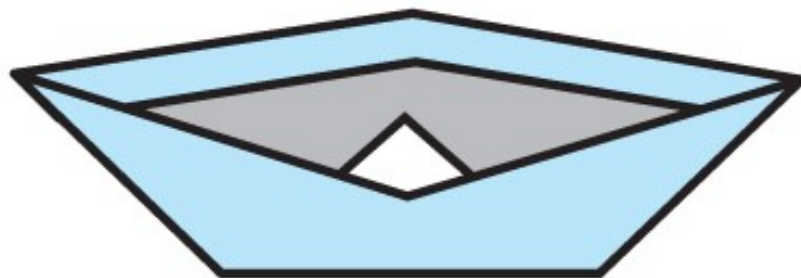
7. PULL SIDES APART AND FLATTEN



8. PULL TOP FLAPS OUTWARDS



9. SQUISH THE BOTTOM AND PULL THE SIDES UP



10. TA DAAA!

Try sailing your boat on a river, just make sure that you can collect it before it floats away!

Is there anything you could add to your boat to make it sail better?

